A1 INSTALLATION DRAWING

IF THIS DOCUMENT IS PRINTED IN HARDCOPY, IT IS FOR INFORMATION USE ONLY AND THEREFORE IS NOT SUBJECT TO UPDATING CONTROLS. ALWAYS REFER TO SOLIDWORKS VIEWER FOR LATEST ISSUE

FIRST ANGLE PROJECTION

THIS DRAWING IS CONFIDENTIAL AND IS SUPPLIED ON THE EXPRESS CONDITION THAT IT SHALL NOT BE LOANED OR COPIED OR DISCLOSED TO ANY OTHER PERSON OR USED FOR ANY OTHER PURPOSE WITHOUT THE WRITTEN CONSENT OF AP RACING LTD.

AP RACING

AP Racing
Wheler Road
Coventry
CV3 4LB

Tel: +44 (0) 24 7663 9595
Fax: +44 (0) 24 7663 9559
e-mail: engineering@apracing.co.uk
Web site: http://www.apracing.com

© AP Racing Ltd. 2005

DISC PART NUMBERS:

CP3580-318 RH AS SHOWN
CP3580-319 LH OPPOSITE

THIS IS A 48 VANES DISC OF MASS 4.71kg

THIS DISC WAS DESIGNED TO WORK WITH A D44 DEPTH PAD.

FOR DISC MOUNTING TECHNIQUES, BEDDING PROCEDURE AND DISC COOLING RECOMMENDATIONS SEE AP RACING BRAKE DISC CATALOGUE.

DISC INSTALLATION

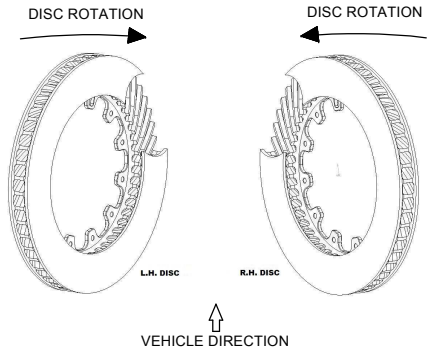

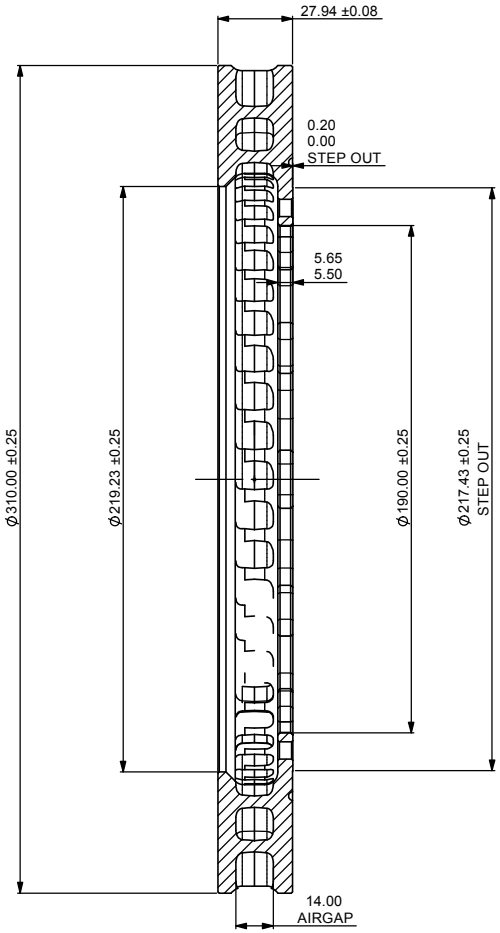

SECTION A-A

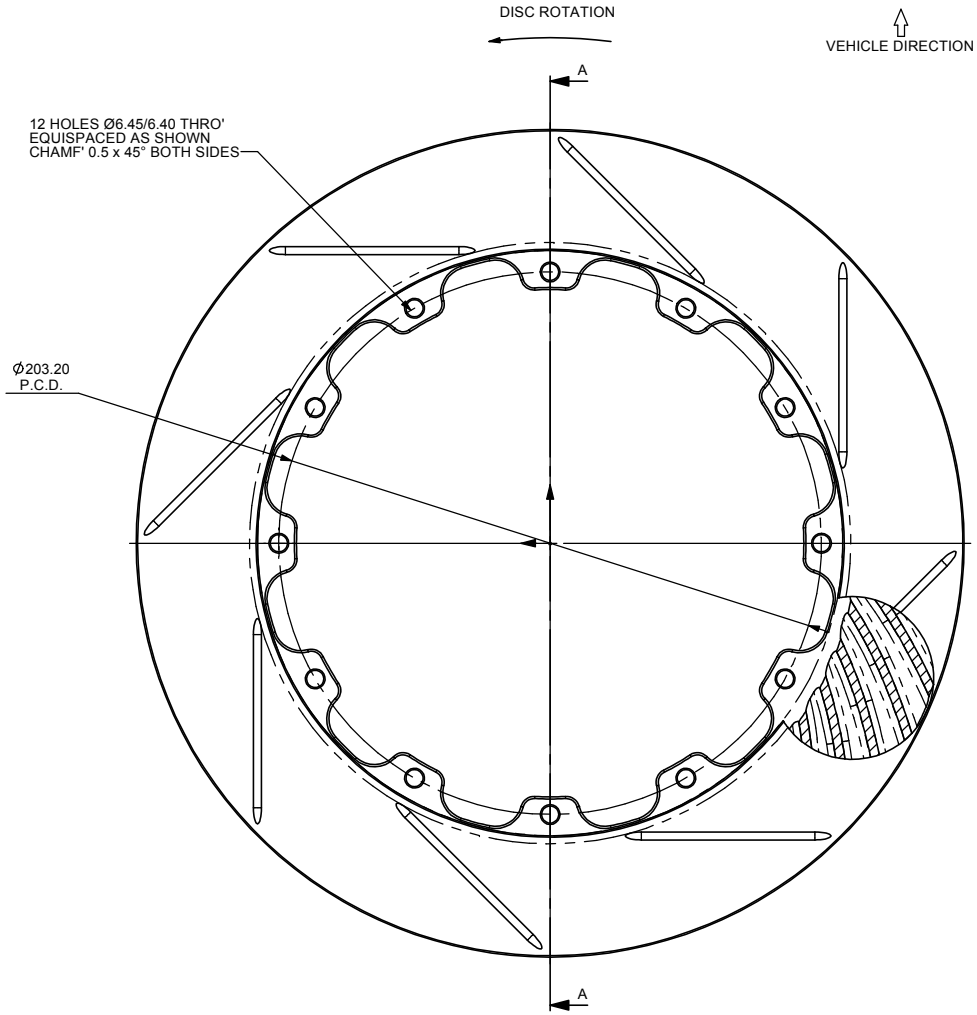

Issue No.	Alterations: Date & No.	Alterations: Particulars	Zone	Initials
47	04/05/06 B4431	REDRAWN ON SOLIDWORKS UPDATED WITH NEW STYLE CUT OUTS		SAT
48	31/05/06 B4460	CONVERTED TO TWIN TURNING MASS CHANGED TO KG		SAT

SCALE 1:1	SHEET 1 OF 1
DRAWN	Steve Thomas
APPROVED	
DERIVED FROM	

TITLE

Ø310.00 x 27.94
STRAIGHT GROOVE DISC

DRG NO. CP3580-318/319G8