

A1 INSTALLATION DRAWING

IF THIS DOCUMENT IS PRINTED IN HARDCOPY, IT IS FOR INFORMATION USE ONLY AND THEREFORE IS NOT SUBJECT TO UPDATING CONTROLS. ALWAYS REFER TO SOLIDWORKS VIEWER FOR LATEST ISSUE



THIS DRAWING IS CONFIDENTIAL AND IS SUPPLIED ON THE EXPRESS CONDITION THAT IT SHALL NOT BE LOANED OR COPIED OR DISCLOSED TO ANY OTHER PERSON OR USED FOR ANY OTHER PURPOSE WITHOUT THE WRITTEN CONSENT OF AP RACING LTD.



AP Racing
Wheler Road
Coventry
CV3 4LB

Tel: +44 (0) 24 7663 9595
Fax: +44 (0) 24 7663 9559
e-mail: engineering@apracings.co.uk
Web site: <http://www.apracings.com>

© AP Racing Ltd. 2005

DISC PART NUMBERS

CP3870-1130 RH AS DRAWN
CP3870-1131 LH OPPOSITE

THIS IS A 70 VANE DISC OF MASS 6.53Kg

THIS DISC WAS DESIGNED TO WORK WITH A D50 DEPTH PAD.

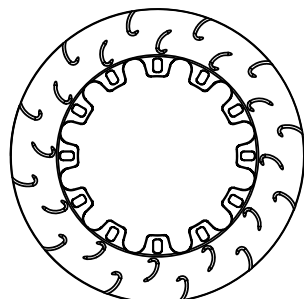
USE BOBBIN No. CP2494-589MJ TO ACHIEVE STANDARD 0.45/0.35 FLOAT.

SUFFIX TO DISC PART NUMBERS:

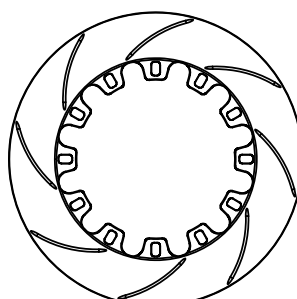
SUFFIX DETAILS

P PLAIN (NO GROOVES)
CG8 8 CURVED GROOVES PER FACE
STAGGERED ANGULAR RELATIONSHIP
GA SET OF J HOOK GROOVES AS SHOWN
NUMBER OF SETS CORRESPONDS TO NUMBER OF MOUNTINGS
RA SET OF J HOOK GROOVES AS SHOWN
BREAKING THROUGH O/DIA.
NUMBER OF SETS CORRESPONDS TO NUMBER OF MOUNTINGS.

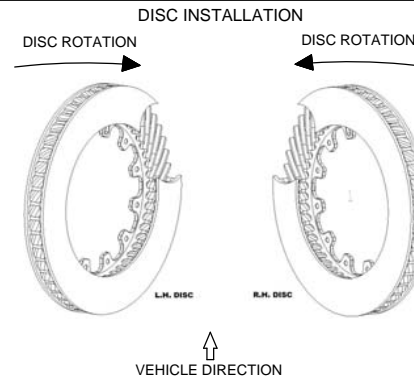
FOR DISC MOUNTING TECHNIQUES, BEDDING PROCEDURE AND DISC COOLING RECOMMENDATIONS SEE AP RACING BRAKE DISC CATALOGUE.



RA TYPE GROOVES



CG8 TYPE GROOVES

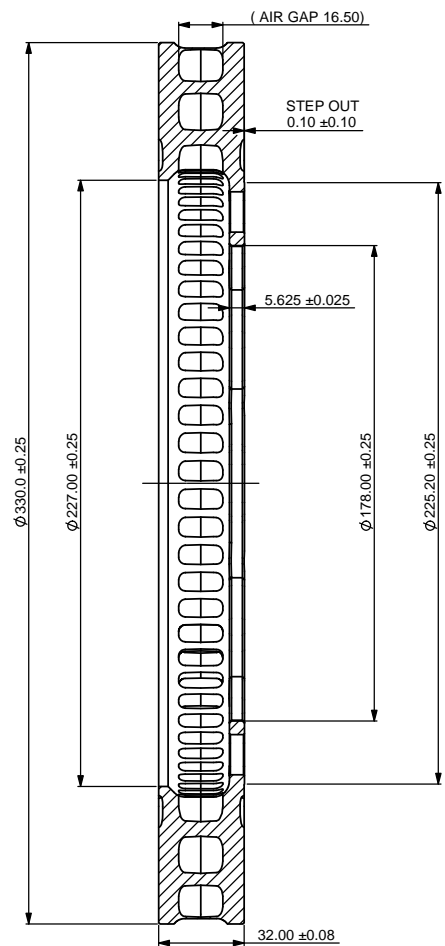


VEHICLE DIRECTION

DISC MOUNTING
PC $\varnothing 203.20$

GA TYPE GROOVES

12 SLOTS EQUI-SPACED



A-A

Issue No.	Date & No.	Alterations	
		Particulars	Zone Initials
1	30/06/03 B3676	FIRST ISSUE	DR
2	29/06/06 B4460	0.10 STEP-OUT ADDED. Ø225.2 ADDED	DR
3	02/07/07 B4912	NOW INCLUDES GA GROOVE VERSION	DR
4	13/03/08 B5145	CG8 GROOVES ADDED	SAT

SCALE 1:1	SHEET 1 OF 1
DRAWN	D.ARROWSMITH
APPROVED	
DERIVED FROM	
TITLE	
VENTILATED DISC	
Ø330 x 32.0	
DRG NO.	CP3870-1130-1 CD