

A1 INSTALLATION DRAWING

IF THIS DOCUMENT IS PRINTED IN HARDCOPY, IT IS FOR INFORMATION USE ONLY AND THEREFORE IS NOT SUBJECT TO UPDATING CONTROLS. ALWAYS REFER TO SOLIDWORKS VIEWER FOR LATEST ISSUE



THIS DRAWING IS CONFIDENTIAL AND IS SUPPLIED ON THE EXPRESS CONDITION THAT IT SHALL NOT BE LOANED OR COPIED OR DISCLOSED TO ANY OTHER PERSON OR USED FOR ANY OTHER PURPOSE WITHOUT THE WRITTEN CONSENT OF AP RACING LTD.



AP Racing
Wheler Road
Coventry CV3 4LB

Tel: +44 (0) 24 7663 9595
Fax: +44 (0) 24 7663 9559
e-mail: engineering@apracings.com
Web site: <http://www.apracings.com>

© AP Racing Ltd. 2005

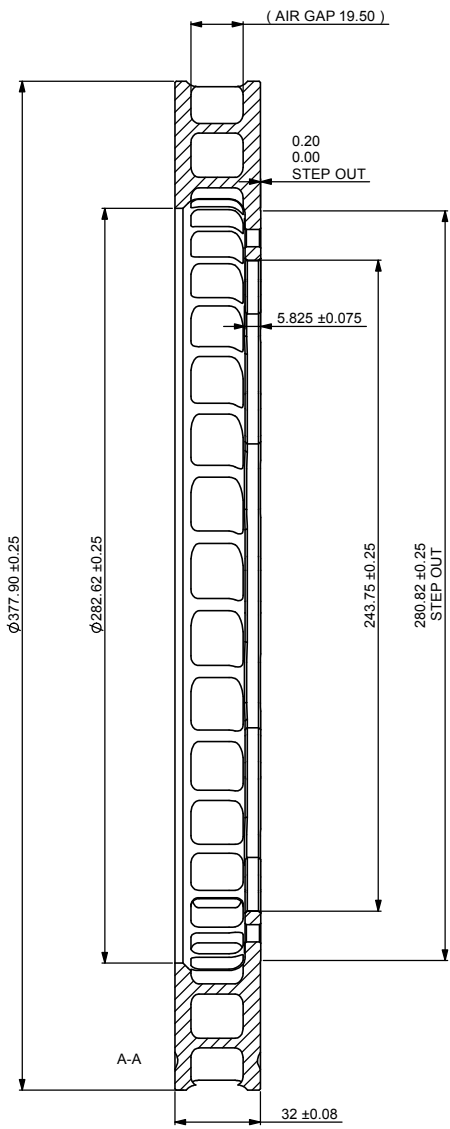
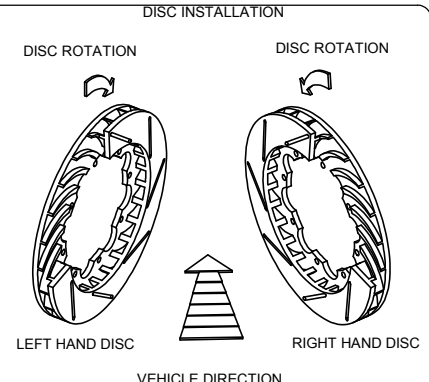
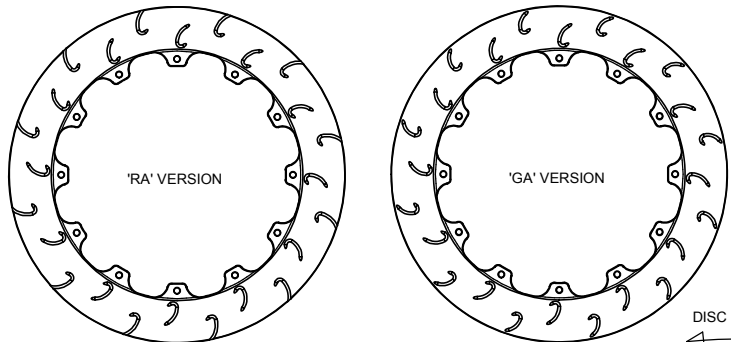
DISC PART NUMBERS

CP3836-2002 RH AS DRAWN
CP3836-2003 LH OPPOSITE

THIS IS A 36 VANE DISC OF MASS 5.78Kg

THIS DISC WAS DESIGNED TO WORK WITH A D46 DEPTH PAD.

FOR DISC MOUNTING TECHNIQUES, BEDDING PROCEDURE AND DISC COOLING RECOMMENDATIONS SEE AP RACING BRAKE DISC CATALOGUE.



12 HOLES Ø6.425 ±0.025 THRU EQUI-SPACED ON A PCØ260.35

- SUFFIX TO DISC PART NUMBERS:-**
- SUFFIX DETAILS
 - P PLAIN (NO GROOVES)
 - D CROSS DRILLED ONLY
 - G'nn' STRAIGHT GROOVES, VALUE 'nn' PER FACE.
eg. G8 MEANS 8 GROOVES PER FACE.
 - CG'nn' CURVED GROOVES, VALUE 'nn' PER FACE.
eg. CG8 MEANS 8 GROOVES PER FACE.
 - GA HOOKED GROOVES (12 SETS OF 2 GROOVES PER FACE)
 - RA HOOKED GROOVES (OUTER GROOVES BREAK OUT OF O/DIA)
 - B1 PRE-BEDDED DISC

Issue No.	Date & No.	Alterations		Zone	Initials
		#	Particulars		
7	22/08/05 B4350		RE-DRAWN ON SOLIDWORKS TO INCLUDE OTHER GROOVE VERSIONS.		DRA
8	06/04/06 B4460		CONVERTED TO TWIN TURN Ø300.00 STEP ADDED Ø280.82 ADDED Ø282.62 WAS Ø282.00 DISC SWEPTH DEPTH D46 WAS STATED AS D47	3H 4E 2E 2L	BAT

SCALE 1:1	SHEET 1 OF 1
DRAWN	D. ARROWSMITH
APPROVED	
DERIVED FROM	
TITLE	
Ø377.90 x 32.00	
VENTILATED DISC	
DRG NO.	CP3836-2002/2003