

A1 INSTALLATION DRAWING

IF THIS DOCUMENT IS PRINTED IN HARDCOPY, IT IS FOR INFORMATION USE ONLY AND THEREFORE IS NOT SUBJECT TO UPDATING CONTROLS. ALWAYS REFER TO SOLIDWORKS VIEWER FOR LATEST ISSUE



THIS DRAWING IS CONFIDENTIAL AND IS SUPPLIED ON THE EXPRESS CONDITION THAT IT SHALL NOT BE LOANED OR COPIED OR DISCLOSED TO ANY OTHER PERSON OR USED FOR ANY OTHER PURPOSE WITHOUT THE WRITTEN CONSENT OF AP RACING LTD.



AP Racing
Wheler Road
Coventry
CV3 4LB

Tel: +44 (0) 24 7663 9595
Fax: +44 (0) 24 7663 9559
e-mail: engineering@apracings.com
Web site: <http://www.apracings.com>

© AP Racing Ltd. 2005

DISC PART NUMBERS:

CP3837-1002 RH AS SHOWN
CP3837-1003 LH OPPOSITE

THIS IS A 36 VANE DISC OF MASS 4.01Kg

SUFFIX TO DISC PART No's

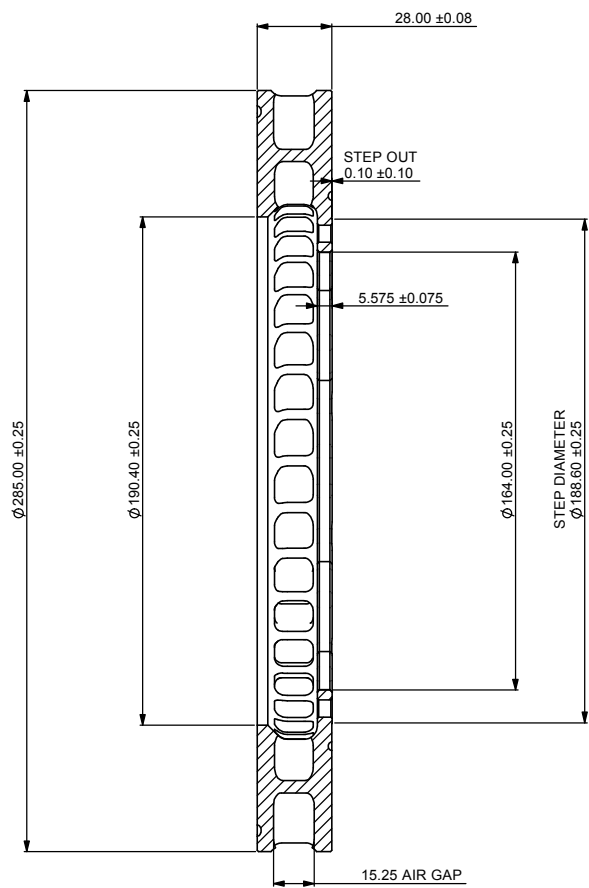
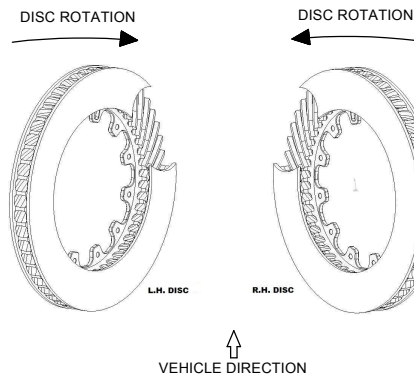
P = PLAIN (NO GROOVES)

Gn = STRAIGHT GROOVES AS SHOWN, VALUE n PER FACE.
i.e. G8 MEANS 8 GROOVVES PER FACE.

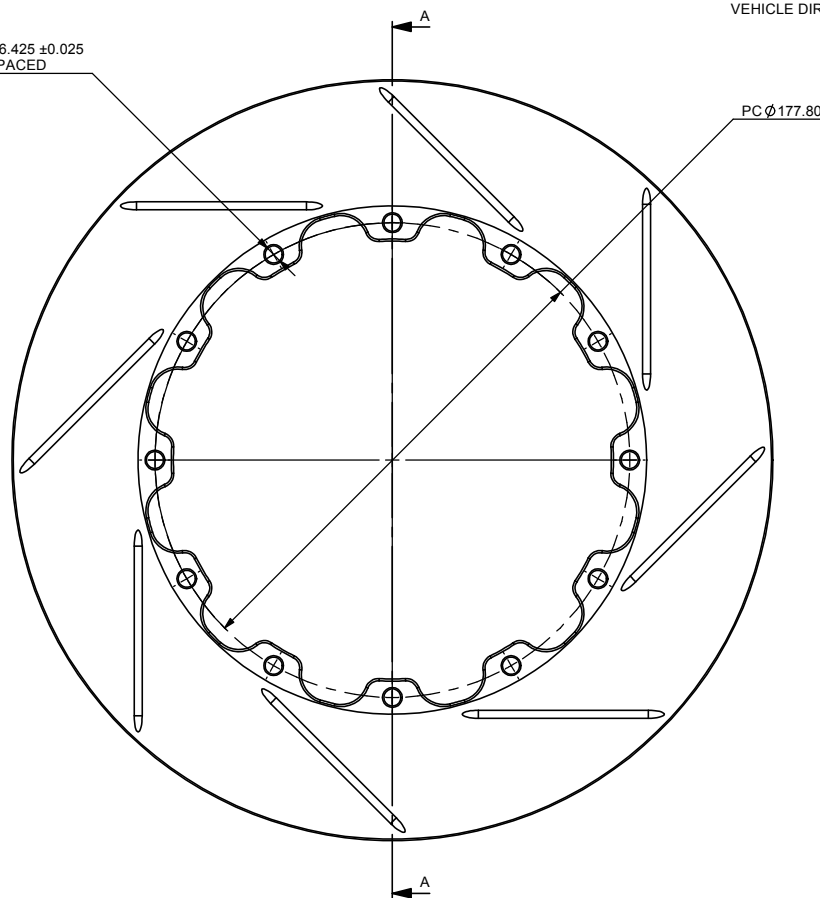
THIS DISC WAS DESIGNED TO WORK WITH A D46 DEPTH PAD.

FOR DISC MOUNTING TECHNIQUES, BEDDING PROCEDURE AND DISC COOLING RECOMMENDATIONS SEE AP RACING BRAKE DISC CATALOGUE.

DISC INSTALLATION



12 HOLES Ø6.425 ± 0.025
EQUI-SPACED



Issue No	Date & No.	Alterations	
		Particulars	Zone / Initials
1	27/02/2001 B2988	FIRST ISSUE	# DRA
2	15/05/07 B4460;D53	CONVERTED TO TWIN TURN	# DRA

SCALE 2:1	SHEET 1 OF 1
DRAWN	D.ARROWSMITH
APPROVED	
DERIVED FROM	
TITLE	
VENTILATED DISC	
Ø285 x 28.0	
DRG NO.	CP3837-1002 / 1003 CD