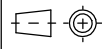


A1 INSTALLATION DRAWING

IF THIS DOCUMENT IS PRINTED IN HARD COPY, IT IS FOR INFORMATION USE ONLY AND THEREFORE IS NOT SUBJECT TO UPDATING CONTROLS. ALWAYS REFER TO SOLIDWORKS VIEWER FOR LATEST ISSUE



FIRST ANGLE PROJECTION

THIS DRAWING IS CONFIDENTIAL AND IS SUPPLIED ON THE EXPRESS CONDITION THAT IT SHALL NOT BE LOANED OR COPIED OR DISCLOSED TO ANY OTHER PERSON OR USED FOR ANY OTHER PURPOSE WITHOUT THE WRITTEN CONSENT OF AP RACING LTD.



© AP Racing Ltd. 2002
 AP Racing
 Wheler Road
 Coventry
 CV3 4LB

Tel: +44 024 7663 9595 e-mail: sales@ap racing.co.uk
 Fax: +44 024 7663 9595 Web site: HTTP://www.ap racing.com

DISC PART NUMBERS
 CP3580-1134 RH AS DRAWN
 CP3580-1135 LH OPPOSITE
 THIS IS A 48 VANE DISC OF MASS 4.98 Kg

USE BOBRIN PART No. CP2494-589 TO ACHIEVE STANDARD 0.45/0.35 FLOAT.

SUFFIX TO DISC PART NUMBERS:-

SUFFIX DETAILS
 P PLAIN (NO GROOVES)

CGnn CURVED GROOVES AS SHOWN, VALUE nn PER FACE.
 eg CG8 MEANS 8 CURVED GROOVES PER FACE.

CRnn CURVED GROOVES AS CG GROOVES, ALIGNED WITH VANE DIRECTION WITH GROOVE RUNNING OUT THRO' OD AT FULL DEPTH.

RA HOOKED GROOVE - 12 SETS OF 2 ALIGNED WITH MOUNTING SLOTS

SUFFIX NOTES:

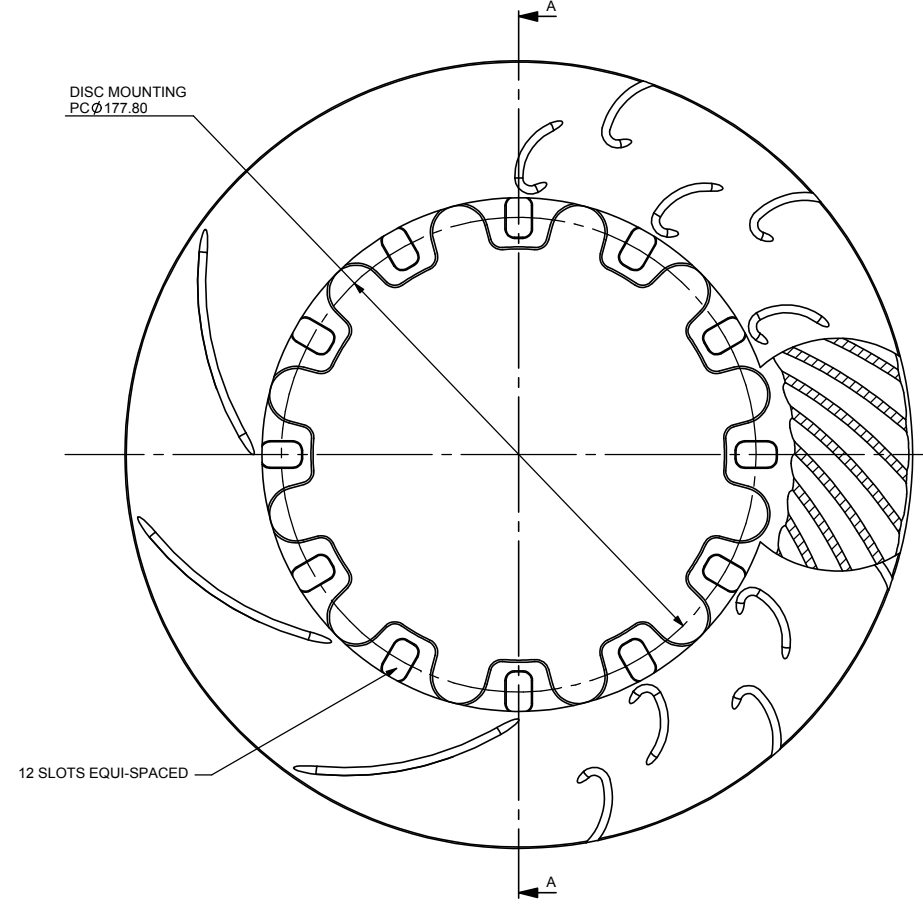
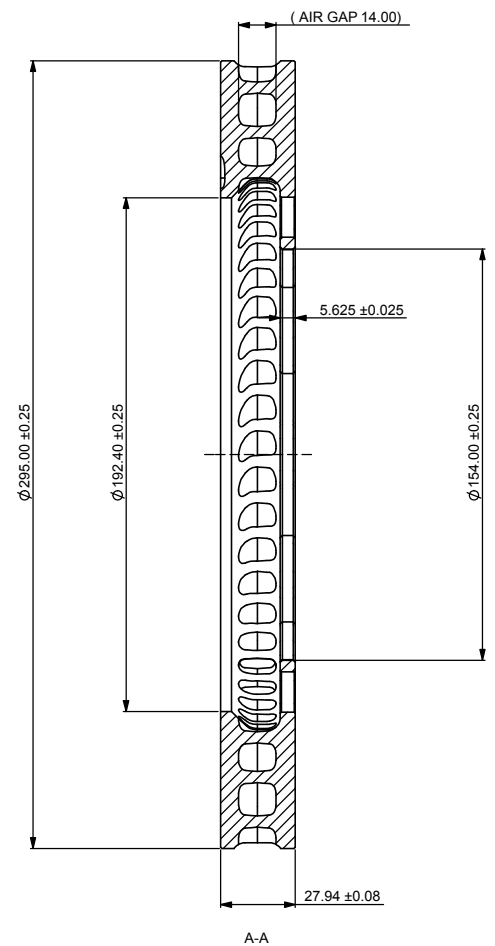
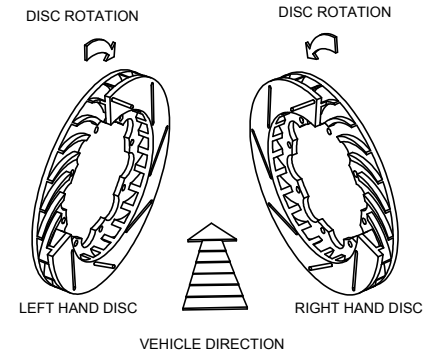
ALL PARTS WITH AN ADDITIONAL 'M' SUFFIX TO BE MADE FROM APRM0005D

ALL PARTS WITHOUT ADDITIONAL 'M' SUFFIX TO BE MADE FROM APRM0001

THIS DISC WAS DESIGNED TO WORK WITH A D50 DEPTH PAD

FOR DISC MOUNTING TECHNIQUES, BEDDING PROCEDURE AND DISC COOLING RECOMMENDATIONS SEE AP RACING BRAKE DISC CATALOGUE.

DISC INSTALLATION



Issue No.	Alterations		Zone	Initials
	Date & No.	Particulars		
1	16/04/02 B3333	CURRENT ISSUE		DRA
2	09/04/03 B3632	NEW SUFFIX DETAILS ADDED		SAT

SCALE 1:1	SHEET 1 OF 1
DRAWN	D.ARROWSMITH
APPROVED	
DERIVED FROM	
TITLE	
VENTILATED BRAKE DISC INSTALLATION DRAWING	
DRG NO.	cp3580-1134~5CD