

# A1 INSTALLATION DRAWING

IF THIS DOCUMENT IS PRINTED IN HARDCOPY, IT IS FOR INFORMATION USE ONLY AND THEREFORE IS NOT SUBJECT TO UPDATING CONTROLS. ALWAYS REFER TO SOLIDWORKS VIEWER FOR LATEST ISSUE



THIS DRAWING IS CONFIDENTIAL AND IS SUPPLIED ON THE EXPRESS CONDITION THAT IT SHALL NOT BE LOANED OR COPIED OR DISCLOSED TO ANY OTHER PERSON OR USED FOR ANY OTHER PURPOSE WITHOUT THE WRITTEN CONSENT OF AP RACING LTD.



AP Racing  
Wheler Road  
Coventry  
CV3 4LB

Tel: +44 (0) 24 7663 9595  
Fax: +44 (0) 24 7663 9559  
e-mail: [engineering@apracings.co.uk](mailto:engineering@apracings.co.uk)  
Web site: <http://www.apracings.com>

© AP Racing Ltd. 2005

**DISC PART NUMBERS:**

CP3047-252 RH AS SHOWN  
CP3047-253 LH OPPOSITE

THIS IS A 24 VANES DISC OF MASS 5.14Kg

SUFFIX TO DISC PART No's  
P =PLAIN (NO GROOVES OR HOLES)  
Gn =STRAIGHT GROOVES AS SHOWN, VALUE n PER FACE  
i.e. G8 MEANS 8 GROOVES PER FACE.

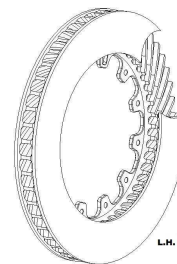
THIS DISC WAS DESIGNED TO WORK WITH A D54 DEPTH PAD.

FOR DISC MOUNTING TECHNIQUES, BEDDING PROCEDURE AND DISC COOLING RECOMMENDATIONS SEE AP RACING BRAKE DISC CATALOGUE.

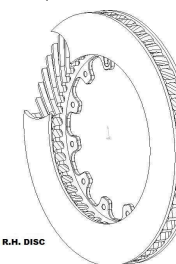
## DISC INSTALLATION

DISC ROTATION →

← DISC ROTATION



L.H. DISC

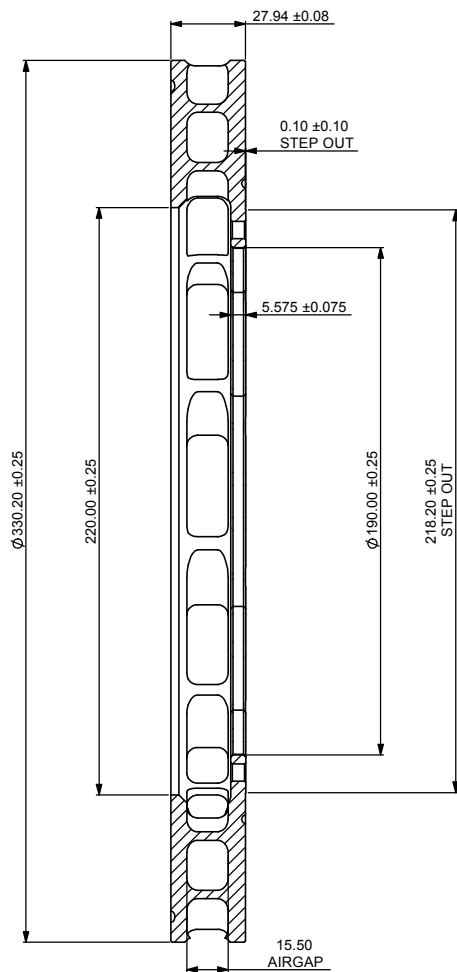
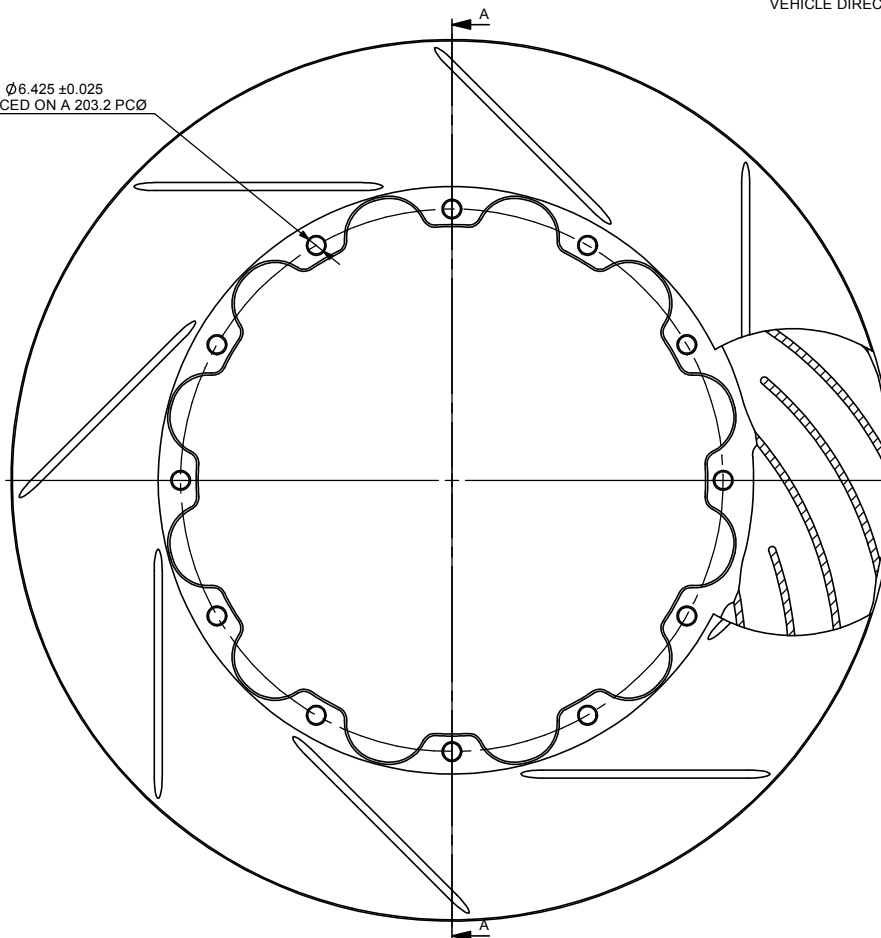


R.H. DISC

↑  
VEHICLE DIRECTION

← DISC ROTATION

12 HOLES  $\phi 6.425 \pm 0.025$   
EQUI-SPACED ON A  $203.2 PC\phi$



SECTION A-A

Issue No.	Alterations		Zone	Initials
	Date & No.	Particulars		
40	25/10/07	0.20 / 0.00 STEP OUT ADDED		
	34460:ID79	0218.2 ADDED. CUT OUTS MODIFIED		

SCALE 1:1		SHEET 1 OF 1	
DRAWN	D.ARROWSMITH		
APPROVED			
DERIVED FROM			
TITLE			
$\phi 330.2 \times 27.94$			
VENTILATED DISC			
DRG NO.	CP3047-252 / 253 CD		