

A1 INSTALLATION DRAWING

IF THIS DOCUMENT IS PRINTED IN HARDCOPY, IT IS FOR INFORMATION USE ONLY AND THEREFORE IS NOT SUBJECT TO UPDATING CONTROLS. ALWAYS REFER TO SOLIDWORKS VIEWER FOR LATEST ISSUE



THIS DRAWING IS CONFIDENTIAL AND IS SUPPLIED ON THE EXPRESS CONDITION THAT IT SHALL NOT BE LOANED OR COPIED OR DISCLOSED TO ANY OTHER PERSON OR USED FOR ANY OTHER PURPOSE WITHOUT THE WRITTEN CONSENT OF AP RACING LTD.



AP Racing
Wheler Road
Coventry
CV3 4LB

Tel: +44 (0) 24 7663 9595
Fax: +44 (0) 24 7663 9559
e-mail: engineering@apracings.com
Web site: <http://www.apracings.com>

© AP Racing Ltd. 2005

DISC PART NUMBERS

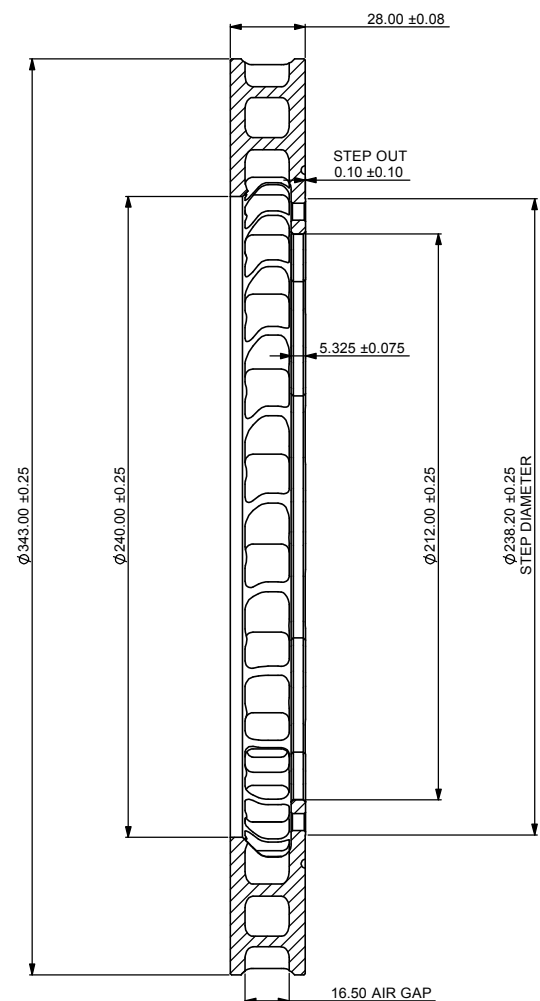
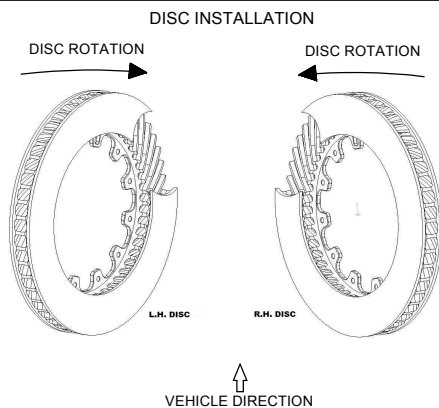
CP3781-2122 RH AS DRAWN
CP3781-2123 LH OPPOSITE
THIS IS A 48 VANE DISC OF MASS 5.06 Kg

SUFFIX TO DISC PART NUMBERS:-

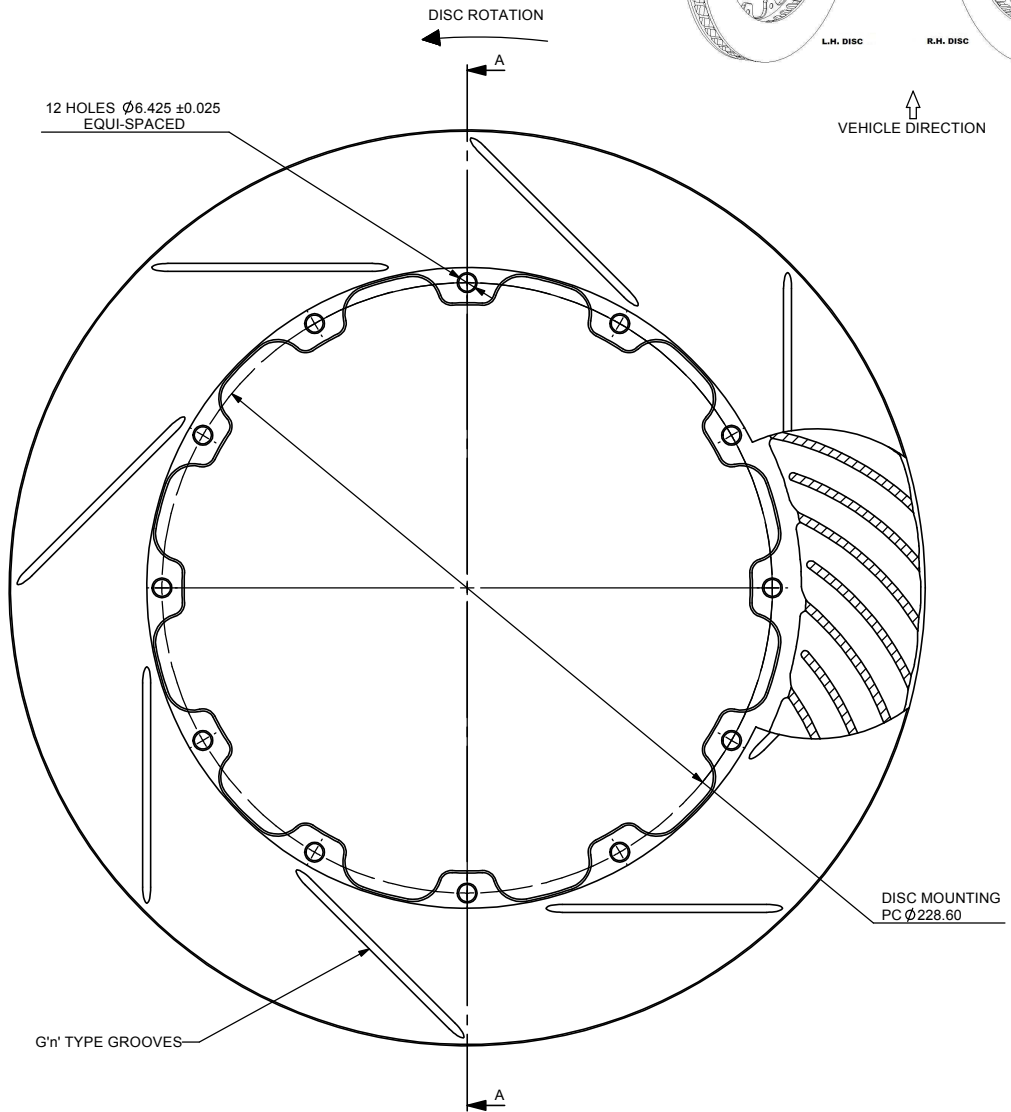
SUFFIX	DETAILS
P	PLAIN (NO GROOVES)
Gnn	STRAIGHT GROOVES AS SHOWN. VALUE nn PER FACE. eg G8 MEANS 8 CURVED GROOVES PER FACE.

THIS DISC WAS DESIGNED TO WORK WITH A D50 DEPTH PAD

FOR DISC MOUNTING TECHNIQUES, BEDDING PROCEDURE AND DISC COOLING RECOMMENDATIONS SEE AP RACING BRAKE DISC CATALOGUE.



SECTION A-A
SCALE 1 : 1



Issue No.	Alterations		Zone	Initials
	Date & No.	Particulars		
2	03/07/07	RE-DRAWN ON SOLID WORKS		
	B4460:ID57	0.20 / 0.00 STEP OUT ADDED		
		Ø238.2 STEP DIA ADDED		

SCALE 2:1		SHEET 1 OF 1	
DRAWN	D.ARROWSMITH		
APPROVED			
DERIVED FROM			
TITLE			
Ø343 x 28.0			
VENTILATED DISC			
DRG NO.	CP3781-2122 / 2123 CD		